

# HOMELESSNESS IN SONOMA COUNTY & ROHNERT PARK - 2020

## Sonoma County Stats

All data without specific citations are taken from the 2020 Sonoma County Homeless Census & Survey, which measures the number of individuals experiencing homelessness on any given night.

### County-Wide Homeless Count



**32%**

When communities spend this % or more on rent, homelessness increases rapidly  
*(Zillow Research, 2018)*

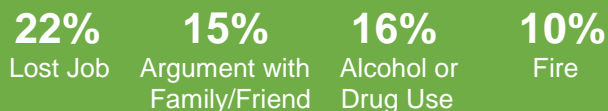
**39%**

Average amount of income Rohnert Park households spend on monthly rent  
*(ACS, 2018)*

### Residence Prior to Homelessness

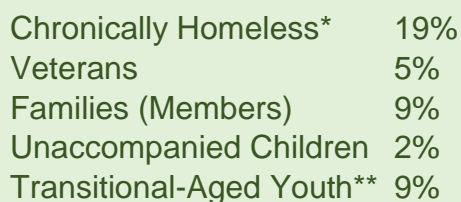


### Primary Event or Condition that Led to Homelessness\*



\*Top 4 Responses

### Subpopulations



\* Individuals with a disabling condition who have been homeless for one year or longer.

\*\* Youth aged 18-24.

### Rohnert Park Stats

**9%**

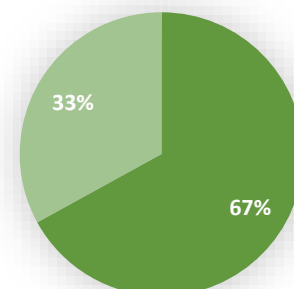
Of the County's overall homeless population

**248**

Individuals experiencing homelessness on any given night

**67%**

Living in RV or car



**64%**

Have been in Sonoma County over 10 years

**48%**

Were under age 25 at their first episode of homelessness

**39%**

Have experienced domestic violence

**62%**

Are Unsheltered

### Age

