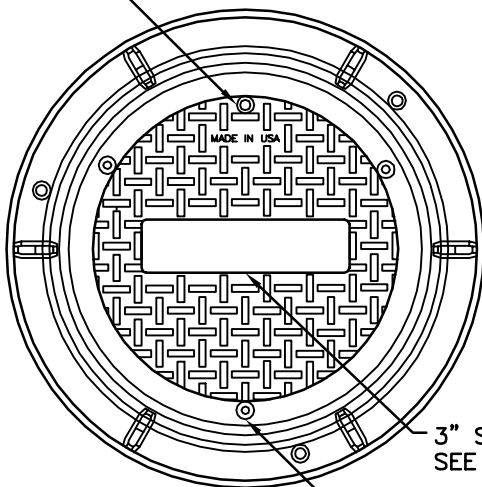


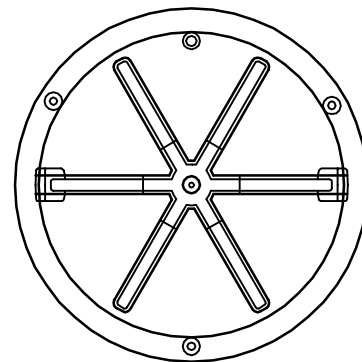
(1) 1" PICKHOLE



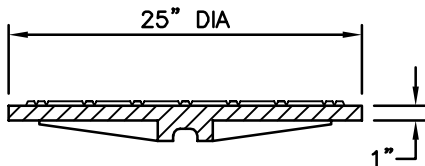
3" SHARP FACE GOTHIC
SEE NOTE 1 FOR WORDING

BOLTHOLES - 3 PLCS
EQUALLY SPACED 120°
APART ON 23-1/16" DIA BC

RING AND COVER




BOTTOM VIEW

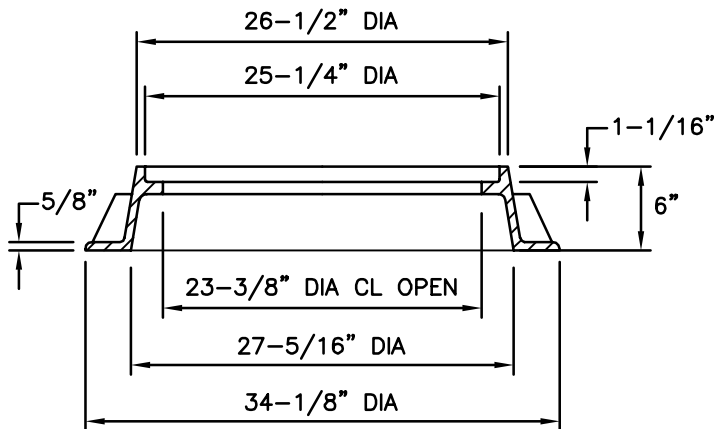


COVER SECTION

(3) BLT SOC (ALLEN HEAD)
5/8"-11 x 1.5 SS




BOLT BOLTING DETAIL



FRAME SECTION

NOTES:

- COVER SHALL HAVE THE WORD "SEWER" FOR SANITARY SEWER MANHOLES AND "STORM" OR "DRAIN" FOR STORM MANHOLES.
- RING AND COVER SHALL BE RATED HS-20.
- EAST JORDAN IRON WORKS 00371584 OR APPROVED EQUAL.
- RING AND COVER IS CAST IRON, ASTM-48 CLASS 35.



CITY OF EDMONDS
PUBLIC WORKS
DEPARTMENT

**24" MANHOLE
CATCH BASIN
RING AND COVER**

APPROVED BY: **R. ENGLISH**

REVISION DATE
APRIL 2018

STANDARD
DETAIL
GU-420