

Lean and Green.

Your new recycling and waste collection system will begin in the summer of 2011. This automated system will save taxpayer dollars and the environment. This new technology reduces waste collection costs and increases your ability to recycle. Less garbage ends up in your landfill.

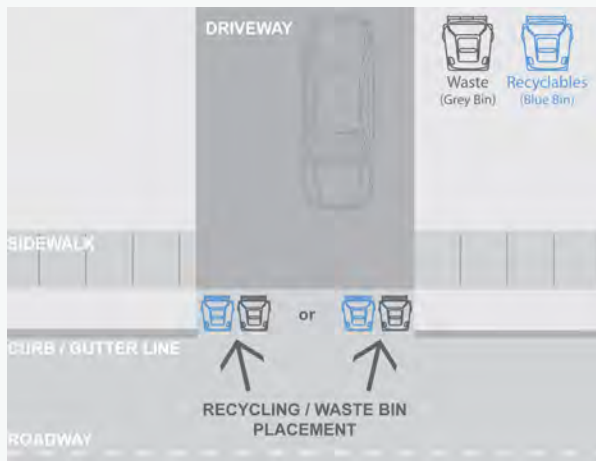
Recycle more often with the new weekly pick-up of recyclables.

Best Practices for Recycling:

- Rinse all containers and bottles to reduce odours.
- Crush cans and plastic bottles to minimize space.
- Break down styrofoam and flatten cardboard & box board.
- Place materials loosely in your blue box.
- Clean and rinse your blue box regularly.

Rule of 2's:

- Place bins 2 feet apart
- Place the 2 bins facing the street (so that the lid opens towards the street)
- In winter, place bins in the center of your shoveled driveway



Thinking beyond the box

Stewardship Ontario

Recycling Guide

The new automated recycling and waste management system comes into effect Summer 2011.

For more information regarding the new recycling and waste management system, contact the Public Works Department at 705-360-2646 or visit the City of Timmins website www.timmins.ca



Thinking beyond the box

Stewardship Ontario

TWO BINS TO A GREENER FUTURE



Recycling Guide

Your guide to the new recycling system for Timmins.



Thinking beyond the box

Stewardship Ontario



ENVIRONMENTAL SOLUTIONS AT WORK!

Your guide to recyclables and the new waste management system.

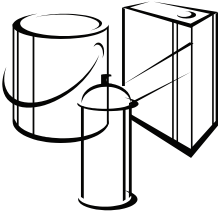
1. Clear and coloured glass containers:

Examples: Glass bottles and/or jars used for food or drink products.
Do not include drinking glasses, dishes, crystal, window glass or light bulbs.



2. Metal containers and empty dry paint cans:

Examples: Food cans, paint cans, chip and nut cans, coffee cans, also cardboard cans such as frozen juice and refrigerated dough cans.
Push lids down inside containers. Remove any plastic or aluminum lids or seals.




3. Empty aerosol containers:

Examples: Shaving cream, hairspray, cooking sprays and air freshener containers.



4. Aluminum containers:

Examples: Soda cans, take-out food containers, plates, foil and trays.



5. Plastic containers:

Examples: Shampoo bottles, liquid laundry detergent, peanut butter jars, shrink wrap, garment bags, margarine containers, drink bottles, grocery bags, breadbags, drycleaning bags and rinsed milk bags.
Includes items with the following recycling symbols.



6. Polystyrene foam:

Examples: Take-out containers, foam meat trays, egg cartons, plates, cups, white packing used for electronics.

Items must have the recycle 6 symbol.

Do not include any dirty foam, peanuts, or treated foam for fire retardant (thermal insulation)




7. Polycoat containers:

Examples: Juice, milk and cream cartons.




8. Aseptic containers:

Examples: Packaged milk, juice, soy beverages, sauces, soup broth, cream, wine, and liquid meal replacements.



9. Household papers:


Examples: Newspapers, magazines, phonebooks, catalogues, flyers, unsolicited or direct mail, office papers, paper bags, greeting cards, and paper gift wrap.



10. Cardboard and boxboard:

Examples: Cereal, shoe, toothpaste, pizza, moving, detergent and cracker boxes, paper egg cartons, paper rolls (no waxed cardboard).

Remove any plastic, foil, residue, inserts, and liner bags.



Thinking beyond the box

Stewardship Ontario