



City of Burien American Rescue Plan Act (ARPA) Staff Recommendations

*Presented by City Staff
and Management Partners*

July 18, 2022



Tonight's Meeting

- Review Community and Council's responses to ARPA priorities
- Review and respond to staff proposed options for priorities
- Provide proposed changes or other direction to Management Partners to refine the proposal


Overarching Themes from Community Engagement



Community
Investment
Options



Business
Investment
Options



Council Responses to ARPA Options Survey

Ranked priority order based on options with five or more “Favorable” responses

Building Community/ Addressing Needs

- Mental health counseling (2)
- Neighborhood cleanliness/public safety (3)
- Food access (6)
- Youth/senior recreation starter programs (11)
- Youth/gang violence prevention (12)
- Childcare starter programs (15)

Economic Development Initiatives

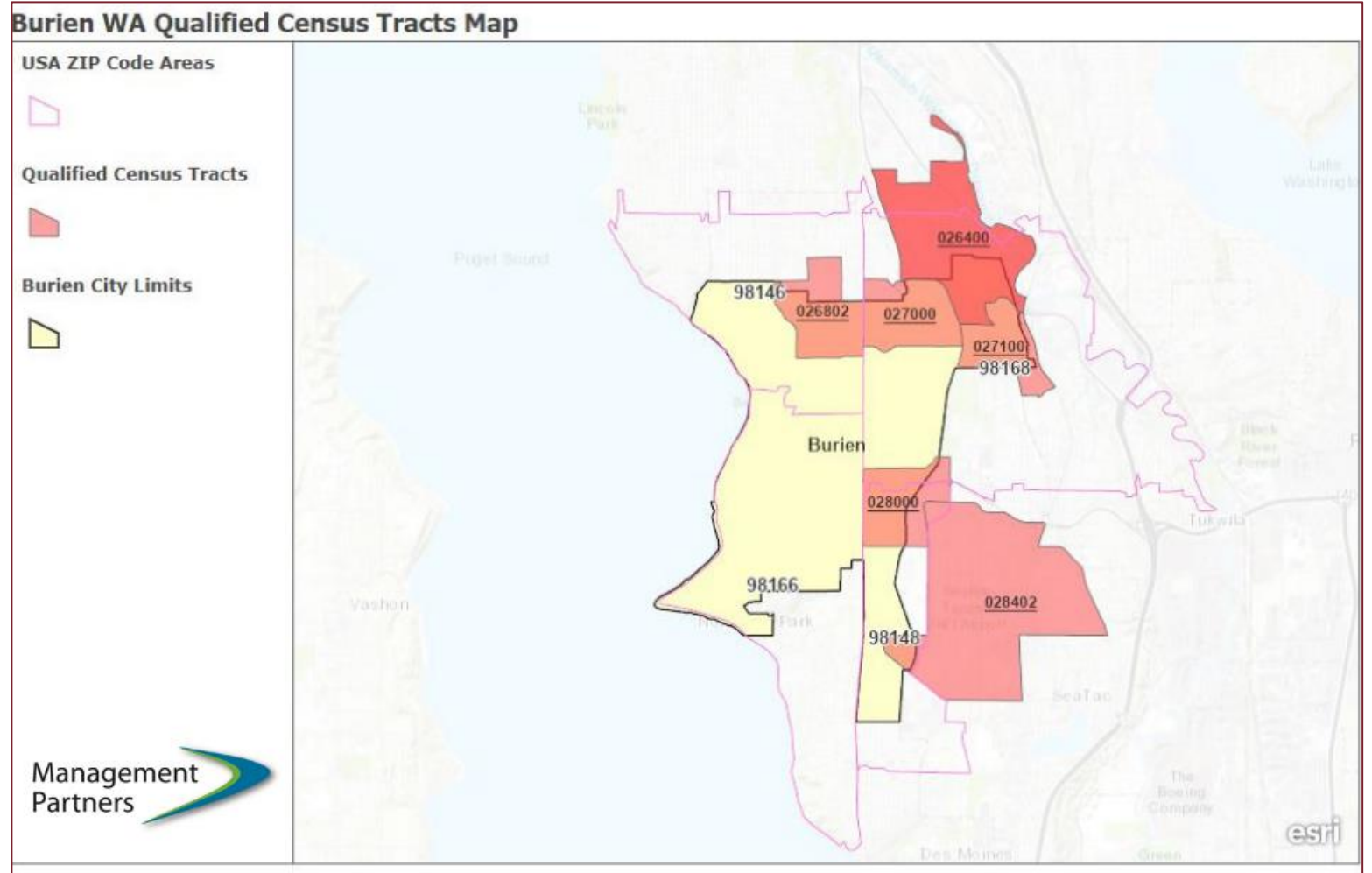
- Grants/loans to businesses (4)
- Workforce training (8)
- Improve annex property (9)
- Match business infrastructure improvements (10)
- Small business technical assistance (16)

City Infrastructure and Investments

- Staff capacity (1)
- City maintenance facility (5)
- Septic to sewer (7)
- Stormwater infrastructure improvements (13)
- Environmental protection and flood prevention (14)
- HVAC system improvements at city facilities (17)
- In-town transportation (18)
- Pedestrian, lighting, traffic calming (19)
- Emergency preparedness plan (20)
- Cooling center (21)
- Tenant improvements at City facilities (22)

Burien's Qualified Census Tracts

- Qualified Census Tracts (QCT) indicate where at least 50% of households have incomes below 60% of the Area Median Gross Income or a poverty rate of at least 25% of the Federal Poverty Guidelines
- City's uses of funds could be guided by, but are not required to be expended in, these areas




Source: US Housing and Urban Development Difficult Development Areas and Qualified Census Tracts Portal (effective 1/1/2022)

ARPA Funds Previously Allocated by Council

| Category | 2021 | 2022 | 2023 | 2024 | 2025 | 2026 | Total |
|--|------------------|--------------------|------------------|------------------|------------------|------------------|--------------------|
| Enhanced Public Safety Program | \$304,000 | \$474,000 | \$474,000 | \$474,000 | \$474,000 | \$474,000 | \$2,674,000 |
| ARPA Consultant Fee | \$150,000 | | | | | | \$150,000 |
| IS Infrastructure Upgrades (Security, Hybrid Meetings) | \$30,000 | \$795,000 | | | | | \$825,000 |
| Totals | \$484,000 | \$1,269,000 | \$474,000 | \$474,000 | \$474,000 | \$474,000 | \$3,649,000 |

Remaining ARPA funds available for allocation: over \$7.1 million

Staff Recommended Funding Option Designs



Revised Proposed Funding Options

Economic Development

- Small business grants
- Small business loans
- Childcare business development
- Workforce development
- Business security enhancements and property damage support

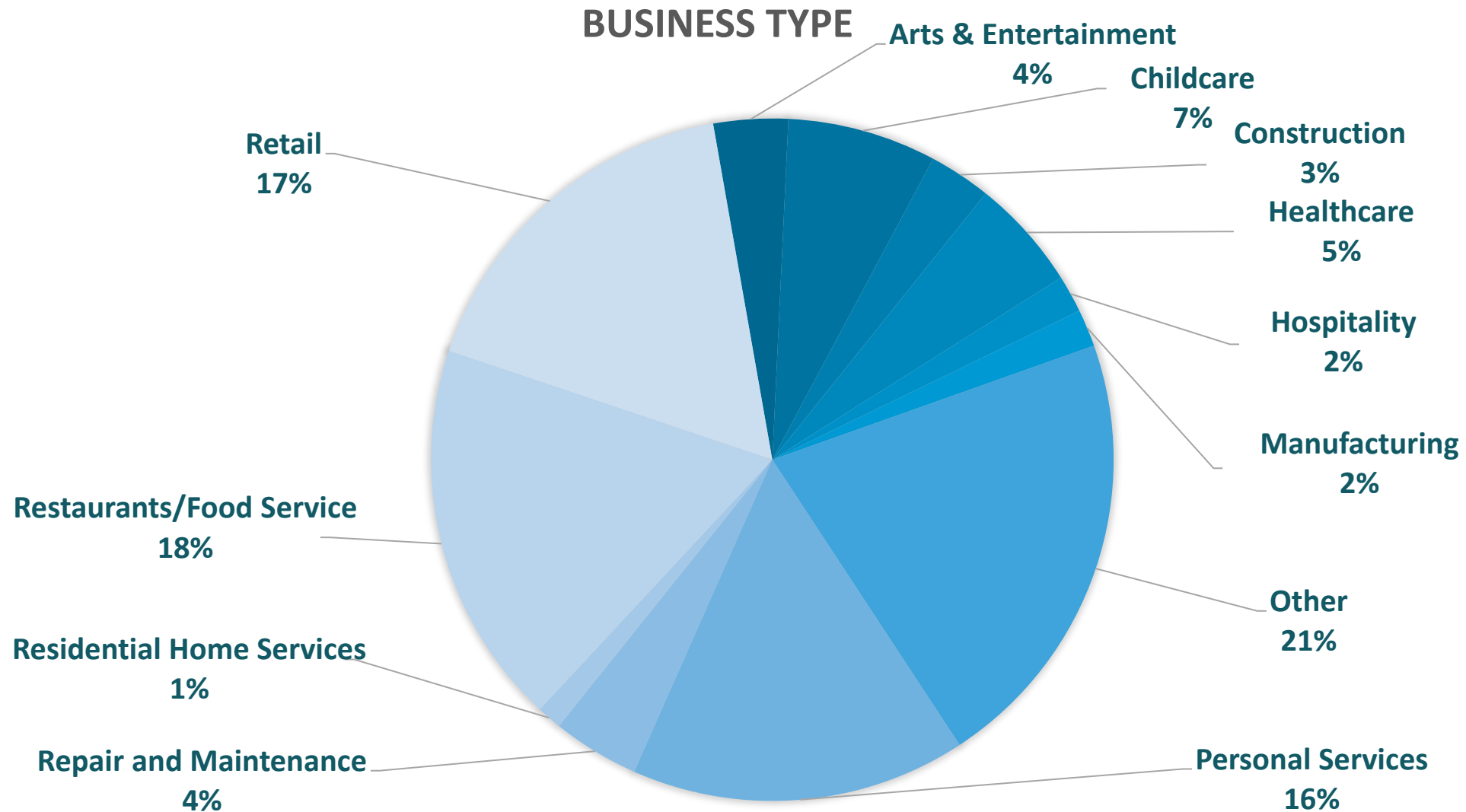
Community Needs

- Mental health counseling
- Neighborhood cleanliness
- Food access
- Youth/gang violence prevention and intervention
- Housing stability programs
- Homelessness intervention

Infrastructure Investment

- City maintenance facility
- Septic to sewer
- Stormwater infrastructure
- Cooling center
- Moshier Art Center HVAC system improvements

CARES Allocation of \$850,000: Economic Development

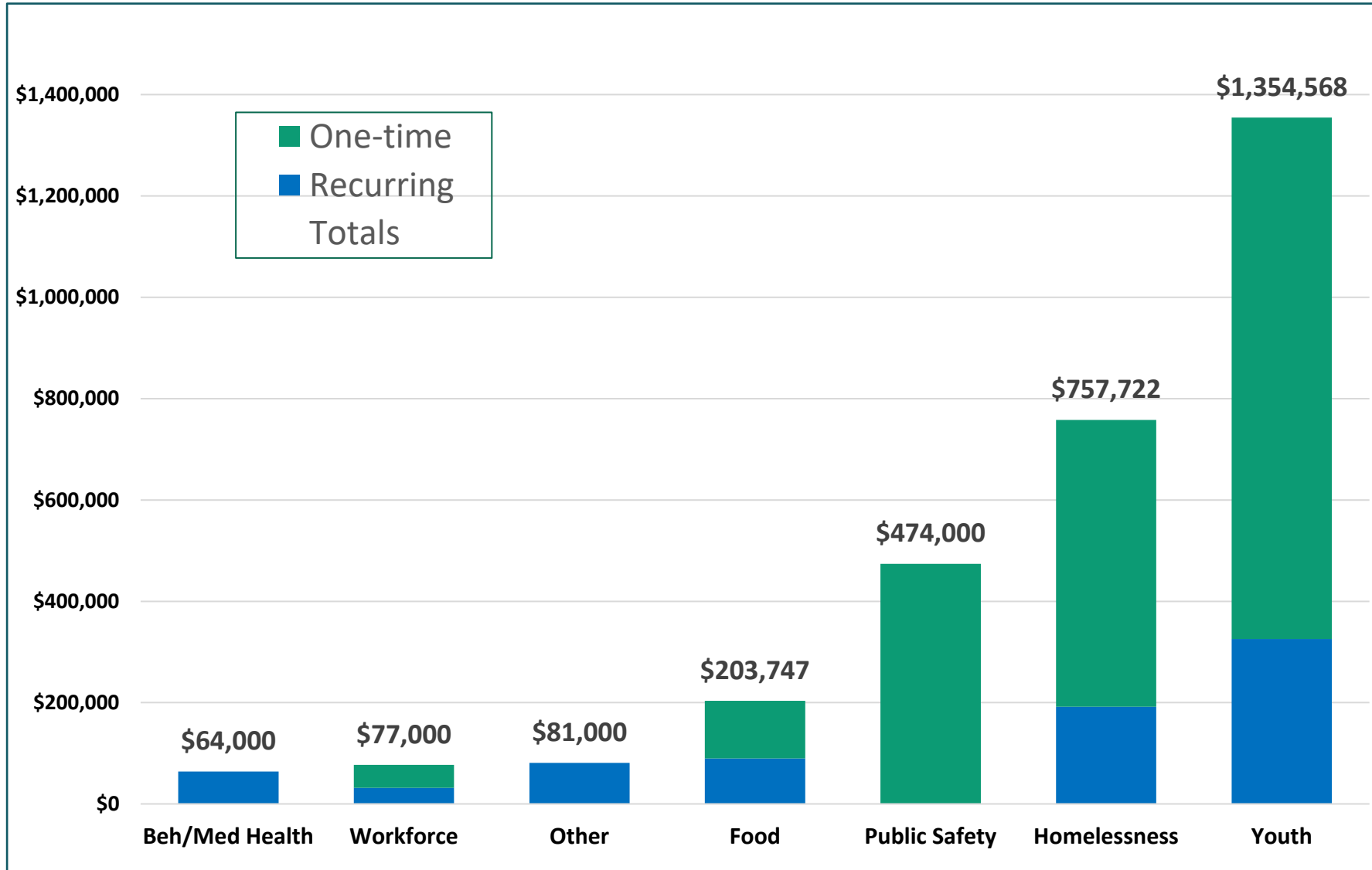


Proposed ARPA Allocation of Funds: Economic Development

| Category | Title | Proposed Funding | Implementation | Businesses Assisted | Goal/impact |
|----------------------|--|------------------|---|------------------------------|---|
| Economic Development | Small business grants | \$500,000 | <ul style="list-style-type: none"> Contract with grant administrator to disburse \$5,000 grants to businesses impacted by COVID | 90 | Support small businesses most affected by COVID-19 and encourage growth and recovery |
| | Small business loans | \$500,000 | <ul style="list-style-type: none"> Invest in WA State Dept of Commerce 'Flex Fund', or other business lending programs | 15-25 depending on loan size | Provide below-market financing to improve access to capital |
| | Childcare business development | \$250,000 | <ul style="list-style-type: none"> Fund childcare assistance organization to grow childcare startups through technical assistance, training and potential funding | 25 | Address scarcity of childcare options that contributes to worker shortages and increased costs for families |
| | Workforce development | \$250,000 | <ul style="list-style-type: none"> Contract with 3rd party for workforce development and microenterprise programming for Burien residents | 100+ residents | Strengthen workforce training and assistance to grow family wage jobs |
| | Business security enhancements and property damage support | \$200,000 | <ul style="list-style-type: none"> Grants to reimburse property damage costs (window/door replacement) due to vandalism or property crime, funding for enhanced business safety infrastructure, potentially: lighting, cameras, community ambassador or block watch programs | 100+ | Offset business expenses due to recent property crimes, improve safety for shoppers and workers, support main street community vitality |

TOTAL \$1,700,000

Burien Human Services Investments by Program/Service Category – FY 2021-2022



- Total funding of \$3,012,000 in FY 2021-22 comprised of:
 - \$784,000 in recurring funds, and
 - \$2,228,000 in one-time funding sources (e.g., CARES Act, CDBG-CV funds, grants)

Proposed ARPA Allocation of Funds: Community Needs

| Category | Title | Proposed Funding | Implementation | Community Members Assisted | Goal/impact |
|-----------------|---|--------------------|--|----------------------------|--|
| Community Needs | Gang and Youth Violence Intervention | \$500,000 | <ul style="list-style-type: none"> Invest in early diversion youth navigation program | 250 youth | Provide trauma-informed, moment-of-crisis intervention, care, and support for youth involved in law enforcement interactions to divert them from escalating into the system. |
| | Homeless Intervention | \$500,000 | <ul style="list-style-type: none"> Invest in Transform Burien and other Homelessness Outreach/Case Management and Resources | 1,000 residents | Support & build resources for those unhoused and providing means to become housed. |
| | Food Access | \$500,000 | <ul style="list-style-type: none"> Invest in culturally-relevant food program and food bank support | 1,000 residents | Support food security for individuals and families who have been hit hard by these challenging economic times. |
| | Mental Health and Counseling | \$500,000 | <ul style="list-style-type: none"> Invest in youth & family counseling services for marginalized populations and youth employment support | 150 households | Strengthen local youth & families. |
| | Neighborhood Cleanliness | \$400,000 | <ul style="list-style-type: none"> Invest in bringing an Uplift Program into Burien | 250 residents | Improve the cleanliness of our community spaces while simultaneously providing stabilization for individuals to get people back onto the path of self-sufficiency. |
| | Housing Stability | \$500,000 | <ul style="list-style-type: none"> Invest in rent assistance with services | 120 households | Intensive case management & navigation services, helping to identify barriers, access services, and improve long-term stability. Ultimately - go beyond eviction prevention to build stability and reduce future need for rent assistance. |
| | TOTAL | \$2,900,000 | | | |

Proposed ARPA Allocation of Funds: Infrastructure

| Priority | Category | Project | Cost Estimate | Serves |
|----------|---|--|----------------------------------|--|
| 1 | Maintenance Facility | <u>Design</u> a public works and parks maintenance facility | \$2,100,000 | Improves level of service for entire community |
| 2a | Septic to Sewer | Support customer sewer connection fees for 42 homes at a level of ~\$10k/home | \$400,000 | Boulevard Park flooding area |
| 2b | Septic to Sewer | Provide Valley View Sewer District up to \$1 million in contingency funding for Boulevard Park Project | \$1,000,000 | Boulevard Park flooding area |
| 3 | Cooling Center | Generator to support life safety at the Burien Community Center (Burien Hazard Mitigation Plan priority) | \$1,400,000 | Vulnerable populations needing refuge from heat, cold, smoke, and natural disasters. |
| 4 | Moshier Art Center HVAC System Improvements | Replace original boiler with HVAC system with adequate ventilation at Moshier Art Center. Boiler is at the end of its life, no air conditioning or summer ventilation. | \$2,000,000 | Youth, adults, seniors who participate in programs at Moshier Art Center and staff |
| | | TOTAL | \$2,500,000 - \$6,800,000 | |

Summary of Proposal for Remaining ARPA Funds

| Category | Minimum | Maximum | Council Recommendation |
|---------------------------|-------------|--------------|------------------------|
| Economic Development | \$1,700,000 | \$1,700,000 | TBD |
| Community Needs | \$2,900,000 | \$2,900,000 | TBD |
| Infrastructure Investment | \$2,500,000 | \$6,800,000 | TBD |
| TOTAL | \$7,100,000 | \$11,400,000 | \$7,100,000 |

Council Discussion and Direction

Tonight:

- City Council provide direction on the proposals including:
 - The categories selected for funding,
 - The programs or projects proposed for funding, and
 - The funding amounts.

Allocation Options for Remaining ARPA Funds

| Economic Development Options | Staff Proposed Funding | Council Consensus Funding |
|--|------------------------|---------------------------|
| Small business grants | \$500,000 | |
| Small business loans | \$500,000 | |
| Childcare business development | \$250,000 | |
| Workforce development | \$250,000 | |
| Business security enhancements and property damage support | \$200,000 | |
| Other | - | |
| Total | \$1,700,000 | |

| Infrastructure Investment Options | Staff Proposed Funding | Council Consensus Funding |
|---|------------------------|---------------------------|
| Maintenance Facility | \$2,100,000 | |
| Septic to Sewer (customer connections) | \$400,000 | |
| Septic to Sewer (VVSD Blvd Park Project) | - | |
| Cooling Center | - | |
| Moshier Art Center HVAC System Improvements | - | |
| Other | - | |
| Total | \$2,500,000 | |

| Community Needs Options | Staff Proposed Funding | Council Consensus Funding |
|--------------------------------------|------------------------|---------------------------|
| Gang and Youth Violence Intervention | \$500,000 | |
| Homeless Intervention | \$500,000 | |
| Food Access | \$500,000 | |
| Mental Health and Counseling | \$500,000 | |
| Neighborhood Cleanliness | \$400,000 | |
| Housing Stability | \$500,000 | |
| Other | - | |
| Total | \$2,900,000 | |

| Totals | Staff Proposed Funding | Council Consensus Funding |
|---------------------------|------------------------|---------------------------|
| Economic Development | \$1,700,000 | |
| Community Needs | \$2,900,000 | |
| Infrastructure Investment | \$2,500,000 | |
| Total | \$7,100,000 | |



Next Steps

Next Steps:

- Management Partners to prepare report summarizing Council direction and an implementation action plan for strategies selected for Council consideration (late August or September 2022)
- Council review and approve implementation action plan
- Staff implements plan with Management Partners' support



Thank You!