



# Fences



This handout provides answers relating to the guidelines and city code requirements for fences. The information does not cover all requirements. Contact the city about permits and specifications before beginning any project.

## FENCE PLACEMENT

All fences, including footings, shall be located entirely upon the property where the fence is located. **It is the property owner's responsibility to locate property lines prior to installing a fence.**

NOTE: The city does not require permits or inspections for fences.

### Is there anything else I need to know?

If you have questions, contact the City Planner at 763-531-1142.

### How tall can my fence be?

Fences taller than four feet shall either have underground posts at least 1/2 of the height of the fence or underground posts at least 18 inches in depth that are completely encased in concrete. Fence height is determined as follows:

For interior lots, fences shall not be taller than 4.5 feet in the front yard and 6.5 feet in the side or rear yard. **See Figure 1.**

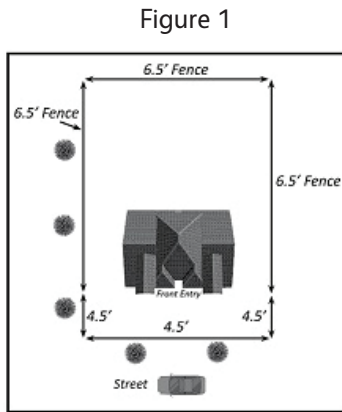


Figure 1

For fences on corner lots, the fence height in the front and corner side yards is determined by which side the principal building faces. **See Figures 2 and 3.**

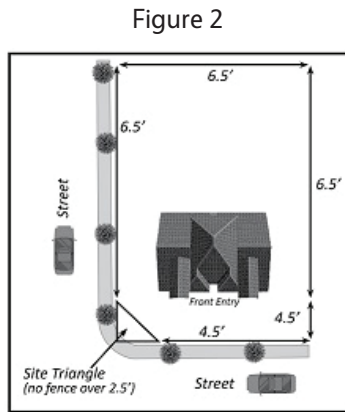


Figure 2

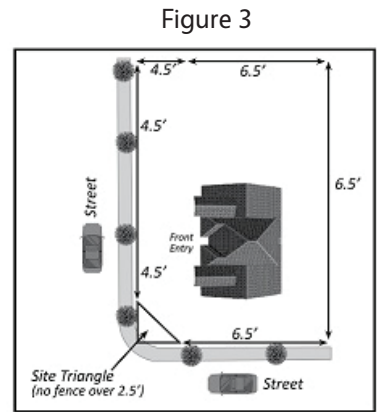


Figure 3

Fences exceeding 30 inches in height may not be placed within the 40 foot visibility triangle at intersections, or 10 foot visibility triangle where a driveway crosses a street, path or sidewalk. **See Figures 4, 5, and 6.**

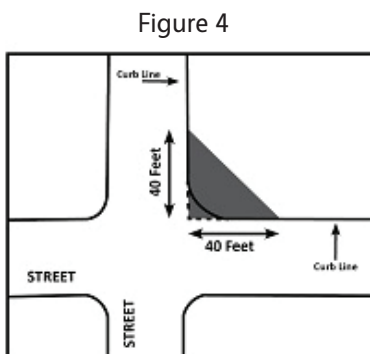


Figure 4

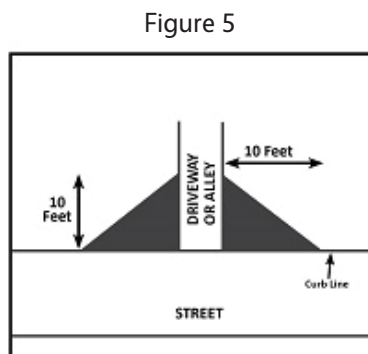


Figure 5

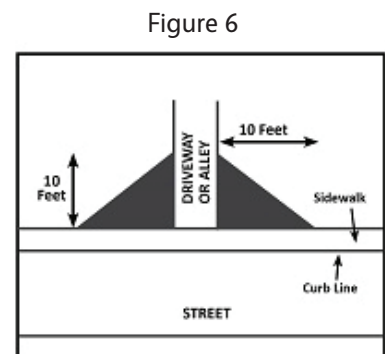


Figure 6

**\*Regardless of Figures 4, 5, and 6, no portion of any fence shall extend into the city right-of-way. The right-of-way typically extends approximately 15 feet in from the edge of the curb. It is the property owner's responsibility to locate property lines prior to installing a fence.**